



LONG-RANGE FACILITIES PLAN

FRAMEWORK

BOARD UPDATE PRESENTED BY:



AGENDA

OVERVIEW

SCOPE

KEY DELIVERABLES

Facilities Condition Assessment & Space Utilization Studies RFQ

Capital Planning Guidebook

Long Term Master Plan RFQ

OVERVIEW

GOAL/OBJECTIVES

To assist BCPS in creating a framework for their Capital Improvement Plan (CIP) process

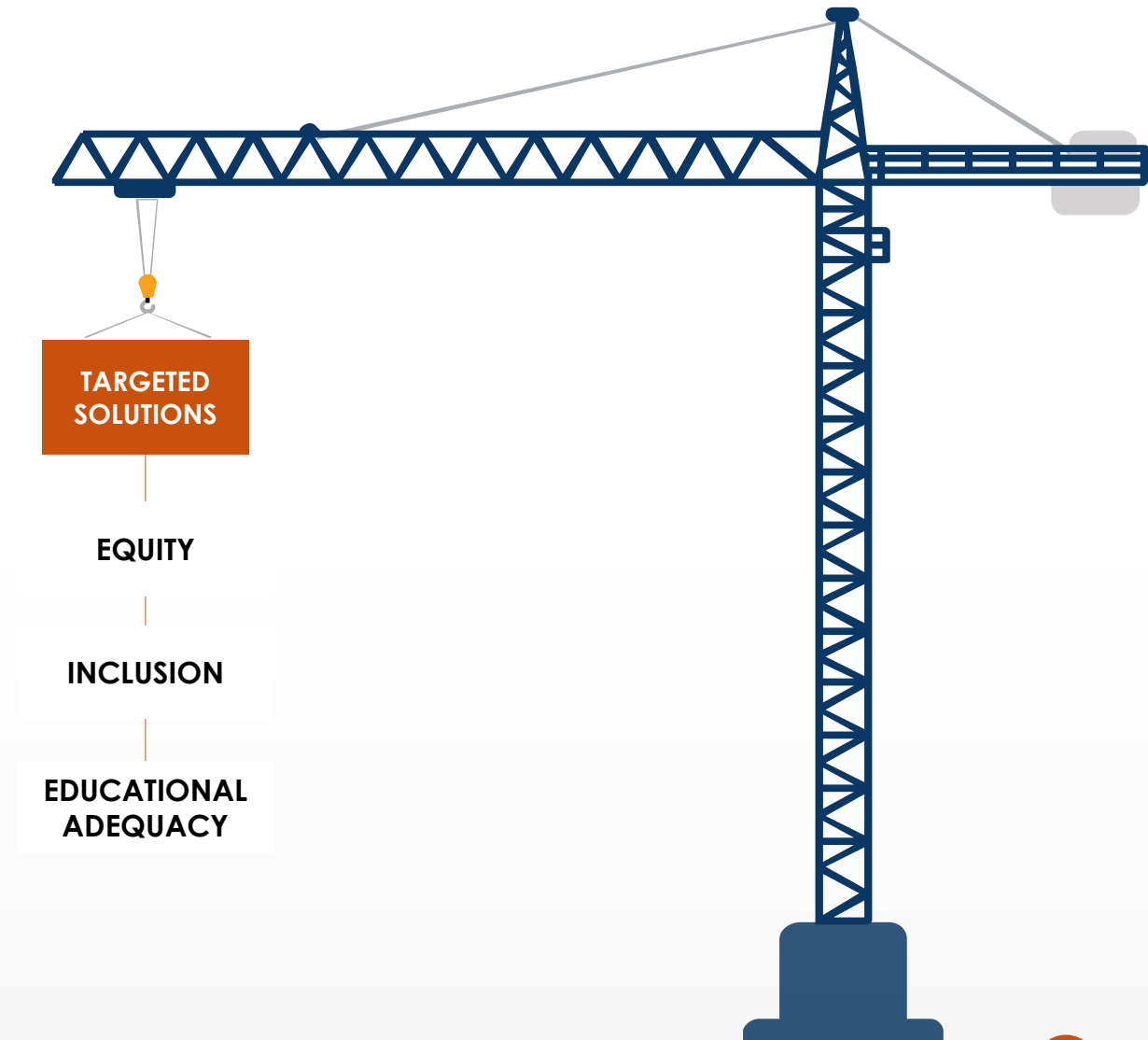
STRATEGIC PLAN ALIGNMENT

Creating this framework to support BCPS goals and priorities

SIGNIFICANCE

Ensures high quality educational experiences, dependable facilities, and equal opportunities across all school communities for the future

Uses data analysis to specify unique needs and identify targeted solutions for every community, safeguarding equity, inclusion, and educational adequacy



OVERVIEW

WHAT IS A LONG-RANGE EDUCATIONAL FACILITIES PLAN?

INDUSTRY DEFINITIONS:

LONG-RANGE FACILITIES PLAN

It is organized to provide **(1)** a continuous basis for planning educational facilities that will meet the changing needs of a community; and **(2)** alternatives in allocating facility resources to achieve the district's goals and objectives

CAPITAL IMPROVEMENT PLAN (CIP)

A **Capital Improvement Plan (CIP)** contains all the individual capital projects, equipment purchases, and major studies for the District.

INTERNAL WORKGROUPS



STEERING COMMITTEE

A team made up of BCPS senior staff to guide the creation of the Capital Planning framework, align to the Strategic Plan, manage cost, and review policies.

TECHNICAL COMMITTEE

A core team of BCPS staff who will provide data, technical and institutional knowledge, and review interim work products with subcommittees that focus on certain topics.

PROJECT MANAGEMENT TEAM

A small team to provide - project work planning, Team/Committee coordination, periodic progress reports.

INTERNAL STAFF WORKGROUPS:

Policies, Enrollment, Ed. Specs, Facilities Assessment

SCOPE OF WORK

PHASE I OBJECTIVES



Data-driven decision-making framework & guidance

PHASE II OBJECTIVES



Hire Consultants to conduct the Facilities Assessment and Develop the MFP/CIP

DELIVERABLES

PROJECT DELIVERY PLAN

VISION STATEMENT & POLICY UPDATE PRIORITIES MEMO

BEST PRACTICES AND BENCHMARKS PRESENTATION

RECOMMENDED POLICY CHANGES MEMO

MARKET ASSESSMENT METHODOLOGY

SHARED USE MARKET ASSESSMENT FINDINGS PRESENTATION

FACILITIES ASSESSMENT RFQ

SHARED-USE BUSINESS CASE MEMO

UPDATED EDUCATIONAL SPECIFICATIONS RECOMMENDATIONS

CAPITAL PLANNING GUIDEBOOK

MASTER PLANNER RFQ



FACILITIES CONDITION ASSESSMENT

FACILITIES CONDITION ASSESSMENT

PURPOSE

Create an RFQ to solicit qualifications to conduct a detailed Facilities Condition Assessment & Space Utilization Study of its buildings, grounds, and miscellaneous structures

INTENT IS TO UNDERSTAND:

To assist in optimizing and maintaining the physical condition and value of BCPS' assets, understand building educational adequacy, develop capital budgets, and prioritize resources. A Facility Condition Assessment can also be used to secure additional funding for capital improvements. BCPS considers this a vital tool to plan and prioritize short- and long-term investments in facilities.

LocID	School	Type	prototype AE	castald	% sq/ft <=	1990	district	pswad	wtdage	FCI	SumDets	pscore	most	sum of devs
													common	(max 1000)
1391	Lauderhill Middle School	COMB	Gamble & Gilroy 19691970		98%	5								66
2121	James S Rickards Middle School	MS	Gamble & Gilroy 19681969		87%	3								75
1671	Robert C Markham Elementary School	ES	Charles F. McAlpine 19671968		96%	7								95
1151	Coral Springs Senior High School	HS	James M. Hartley 19751976		79%	4								125
3431	Sawgrass Springs Middle School	MS	Donald Singer 19961997		0%	4								126
1311	Nova Middle School	MS		52%	82%	6								131
0721	Driftwood Elementary School	ES		20%	42%	1								134
3111	Country Hills Elementary School	ES	Schwab, Twitty & Hanser 19891990		90%	4								137
0371	South Broward Senior High School	HS		7%	30%	1								142
0331	Collins Elementary School	ES			89%	1								142
1751	Miramar Senior High School	HS	Anson/Grove/Haack 19691970		82%	2								143
1891	Seminole Middle School	MS			94%	6								148
0021	Pompano Beach Middle School	MS			73%	7								148
2681	Westchester Elementary School	ES			52%	4								148
1291	William T McFatter Technical College	HS			69%	6								155
2351	South Plantation Senior High School	HS	Anson/Grove/Haack 19701971		82%	6								158
2541	Flamingo Elementary School	ES	Charles F. McAlpine 19751976		76%	6								158
1951	Park Ridge Elementary School	ES			85%	7								161
0931	Peters Elementary School	ES			47%	5								163
0581	Margate Middle School	MS		93%	100%	7								172
3191	Embassy Creek Elementary School	ES	Shrum, All 19931994		0%	6								174
3181	Indian Trace Elementary School	ES	Schwab, Twitty & Hanser 19911992		100%	6								174
2661	Pembroke Lakes Elementary School	ES	Miller, Meier, Kenyon & Cooper 19761977		100%	2								187
3011	Marjory Stoneman Douglas High School	HS	James M. Hartley 19901991		76%	4								188
1931	Copper City Senior High School	HS		30%	48%	6								193
1791	Apollo Middle School	MS	Gamble & Gilroy 19691970		86%	1								195
3151	Tequesta Trace Middle School	MS	Donald Singer 19901991		93%	6								196
3391	Charles W Flanagan Senior High School	HS	James M. Hartley 19951996		0%	2								199
2831	Western Senior High School	HS	James M. Hartley 19791980		63%	6								204
1051	Sheridan Technical High School - Sunset	HS			0%	1								214
0241	McArthur Senior High School	HS		59%	64%	1								239
1711	Deerfield Beach Senior High School	HS	Anson/Grove/Haack 19691970		77%	7								297
2221	Atlantic Technical College & Technical High School	HS			86%	7								300
2571	Pioneer Middle School	MS	Hope & Jolley 19751976		100%	6								307
1281	Nova Senior High School	HS		60%	85%	6								543
0151	Riverland Elementary School	ES	Donald Singer 19911992		0%	3								48
3591	Lakeside Elementary School	ES	Zyscovich (1-story) 19981999		0%	2								57
0851	Floranada Elementary School	ES	Zyscovich (2-story) 19992000		0%	3								57
3631	Parkside Elementary School	ES	BRPH20002001		0%	4								69
3731	Everglades Senior High School	HS			0%	2								71
2891	Riverglades Elementary School	ES	Shrum, All 19931994		0%	4								90
2942	Everglades Elementary School	ES	BRPH19992000		0%	6								90
3771	Challenger Elementary School	ES	Zyscovich (2-story) 20012002		0%	4								92
0191	Wilton Manors Elementary School	ES			0%	3								96
3481	Tradewinds Elementary School	ES	Zyscovich (1-story) 19961997		0%	7								97
4772	Millennium 6-12 Collegiate Academy (f.k.a Millennium Middle School)	COMB	Zyscovich 20022003		0%	4								97
3971	West Broward High School	HS	Zyscovich 20072008		0%	2								97
3441	Eagle Ridge Elementary School	ES	Shrum, All 19941995		0%	4								100
1781	Park Trails Elementary School	ES	Zyscovich (2-story) 20012002		0%	4								105
3701	Rock Island Elementary School	ES			0%	5								106
0131	Gulfstream Academy of Hallandale Beach K-8 (f.k.a. Hallandale Elem	COMB			74%	1								108
2041	Beachside Montessori Village	COMB				1								113
3961	Heron Heights Elementary School	ES			0%	4								114
3531	Fox Trail Elementary School	ES	Zyscovich (2-story) 19981999		0%	6								114
3101	Lyons Creek Middle School	MS	Fanning-Honey 20002001		0%	7								114
0521	North Andrews Gardens Elementary School	ES	James M. Hartley 20002001	6%	0%	3								125
0271	Dillard Elementary School	ES	Donald Singer 19941995		0%	5								126
0185	Pompano Beach Institute Of International Studies	HS		65%	35%	7								127
MS	Pompano Elementary School	ES			0%	6								130

FACILITIES CONDITION ASSESSMENT

APPROACH

Identify clusters of schools with similar attributes for prioritization and with the intent to address equity.

DATA SOURCES

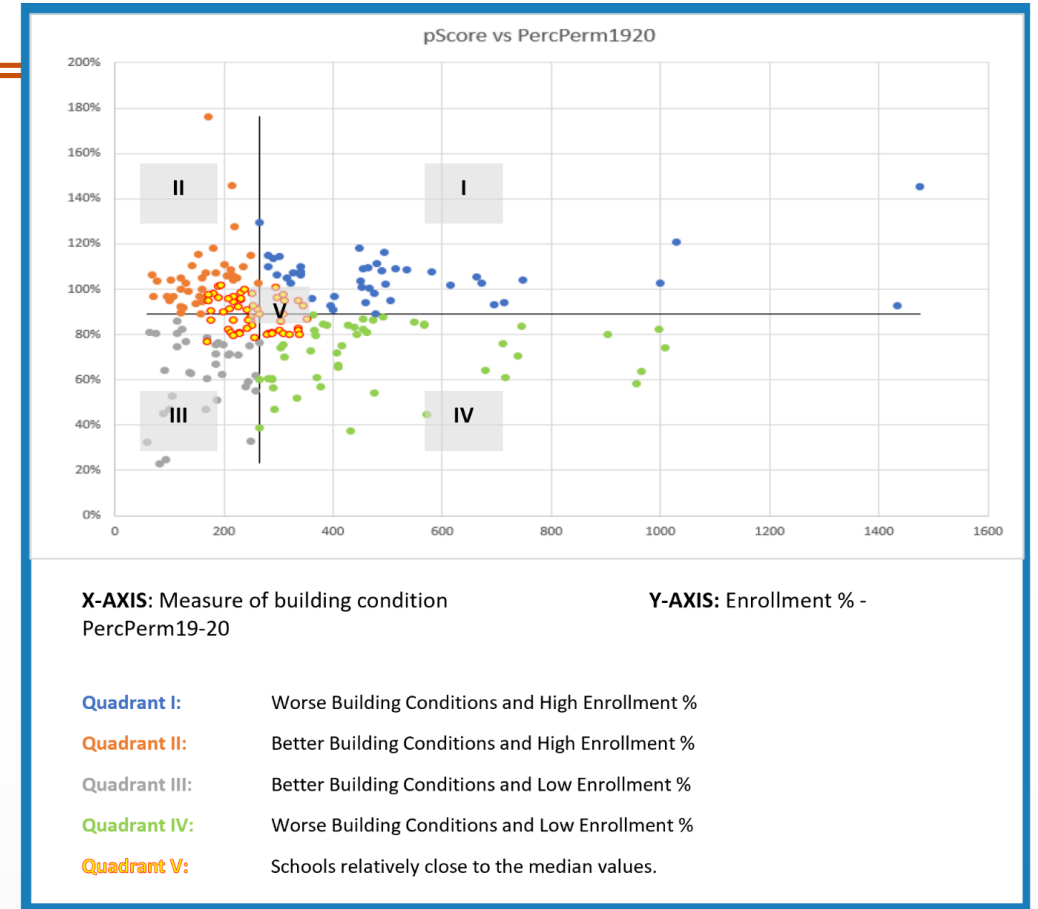
MAPPS
Castaldis
Building Age
Enrollment
Demographics

MAIN CRITERIA USED:

Demographics

- ELL (English Language Learners)
- ESE (Exceptional Student Education)
- (Free or Reduced Lunch)

Enrollment
Building Condition
Building Age





POLICY REVIEW & BEST PRACTICES

POLICY REVIEW & BEST PRACTICES

PURPOSE

To establish guiding principles for the Capital Planning process and evaluate policies

Assess alignment with BCPS strategic vision and goals

APPROACH

Research protocols and best practices using other school districts for comparison

EXAMPLE PROTOCOLS:

- Interagency agreements
- Standards for reallocating resources
- Tools for establishing public private partnerships
- Guidelines for building shared-use facilities.

HIGH QUALITY
INSTRUCTION


SAFE & SUPPORTIVE
ENVIRONMENT

EFFECTIVE
COMMUNICATION

PLANNING POLICY & PROTOCOL BENCHMARKS

DISTRICTS SELECTED

- Houston Independent School District, TX
- Miami-Dade County Public Schools, FL
- Orange County Public Schools, FL
- Palm Beach County Public Schools, FL
- Baltimore City Public Schools, MD
- Arlington County Public Schools, VA
- Washington DC Public Schools, DOC





BASIS FOR SELECTION

- Recommendations from BCPS staff
- Size and diversity
- Creative approaches to facility utilization

POLICY REVIEW & BEST PRACTICES

KEY TAKEAWAYS

- Provide school board direction to staff to guide long term planning initiatives
- Data-driven decision-making
- Updated facility utilization and condition data
- Formalized channels of communication between school district and locality
- Scenario planning for multiple enrollment scenarios
- Clear roles & responsibilities for committees and decision-making entities
- Regular dialogue with communities about their needs and goals
- Leveraging public-private/public-public partnerships whenever possible
- Establishing a core set of guiding principles for both facilities planning and policy-making



NEXT STEPS

- Looking at Miami Dade and Baltimore City Schools as a reference for updates
- The board takes, adopts and localizes district policy on all elements of school operations, which creates the framework within which the school superintendent carries out their duties



SHARED USE MARKET ASSESSMENT

SHARED USE MARKET ASSESSMENT

PURPOSE

Potential for sharing underutilized school facilities with private sector tenants to provide operational cost savings, positive cashflow, and/or broader community benefits.

APPROACH

- Conduct market studies around each facility
- Identify shared-use prototypes for suitable facilities within study areas
- Identify sample BCPS facilities to be evaluated for shared use opportunities
- Develop a Schools for Shared-Use Prioritization Tool

DATA ANALYZED



POPULATION, JOBS,
ZONING, & LAND USE

OPPORTUNITIES FOR
SYNERGIES IN USE TYPES

KEY REAL ESTATE &
DEVELOPMENT TRENDS

EMPLOYMENT TRENDS &
ECONOMIC PERFORMANCE

SHARED USE MARKET ASSESSMENT

POTENTIAL SHARED USES (IN REFERENCE TO IDENTIFIED BEST PRACTICES)

- **Community Health Facilities**
- **Senior Center/Adult Daycare**
- **Child Daycare/Pre-K Center**
- **Community Center**
- **Satellite Library Locations**
- **Food pantry/Community Garden**
- **Immigration Assistance Centers**
- **Vocational Training Centers**
- **STEM Learning Centers**
- **Business Incubator or Coworking Space**
- **Specialized Learning Centers**
- **Community Recreation Facility**



WHAT'S NEXT?

WHAT'S NEXT?

POLICY CHANGES

Finalize policy change recommendations with workgroups as established by the District

FACILITIES CONDITION ASSESSMENT & SPACE UTILIZATION STUDY

Develop RFQ for the District for its buildings, grounds, and miscellaneous structures

CAPITAL PLANNING GUIDEBOOK

Establish a guidebook to document steps and key considerations for the Facilities Master Planning process, including guidance to be included in the consultant RFQ.

LONG TERM MASTER PLAN RFQ

Develop a Master Planner RFQ for the District to engage a Planning Consultant to provide a successful pathway for bringing the Educational Facility Master Plan to life.

INCLUDING PROTOCOLS FOR :

Evaluating facilities and managing assets

Strategies for community and stakeholder engagement

Ways to shape interagency and real estate agreements

Standards for allocating resources

Other relevant tools to leverage

Q & A

